



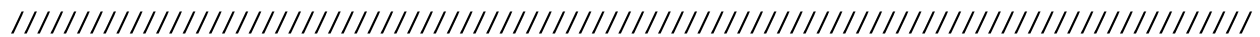
# Righteousness Lesson Plan

Values Branch

Lesson Plans are designed to accompany the related Helps documents for each Step. Please refer to the resources in the appropriate Helps document found in the Leader Pages while you prepare your lesson.

The six "F"s are presented in a suggested order, but you are not required to complete them in that order. You may rearrange them as fits your troop's particular needs.

## Necessary Resources



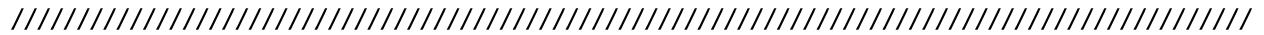
- Papers with one word of a verse on them (see Fingers activity)



- Coloring Page
- Coloring utensils



# FUN



## Musical Chairs

Play the game following the traditional rules. Discuss with the Trailmen how they felt when they were eliminated from the game. Now play the game again, but when a chair is eliminated in each round, the Trailmen problem-solve how the all the Trailmen can still stay in the game, i.e., sharing seats.) Conclude game for safety reasons when there are too many Trailmen per seat. Connect the game to how it feels to be left out. You can also discuss how others who appear to be different from you can share similar interests.

# FOCUS



## What is Righteousness?

Righteousness means to have the right standing before God. Some ways that we can try to become more righteous are reading our Bible and praying. Righteousness comes from God.



## Someone who is Righteous

What does righteousness look like in life? Learn how to recognize people with righteousness. Someone who is righteous will be completely devoted to God. They will read their Bible, pray, and memorize scripture. They will listen to their parents and pastors.

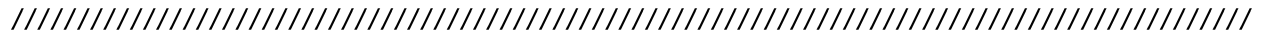


## Practice Righteousness

How can you be more righteous in your life? One way is to find someone who is living righteously and try to act like them. Jesus was very righteous, so try to act like him most of all. Some ways that we can practice righteousness are:

- Reading and study the Bible.
- Learning from past Christian leaders.
- Learning from current Christian leaders.
- Serving in the Church.
- Pray often and intentionally.

# FINGERS



## Verse Hunt

It is a wonderful thing to do to memorize verses from the Bible. That way, even when we don't have a Bible with us, we can know what God says. Choose a verse to memorize as a Patrol. Write each word of the memory verse on a separate piece of paper and hide the words around the classroom. Have the children find the words and lay them out in the correct order. Recite the memory verse together. You can hide the words again and repeat the game as many times as you wish.



# FAITH (TRAIL GUIDE THOUGHTS)



## Living Righteously

Read about Job in Job 1:8 and 2:3. How did Job show righteousness?

Pray with the Trailmen.

---



## Living Righteously

Read the story of Noah in Genesis 6:9 and 7:1. Talk about how he showed righteousness.

Pray with the Trailmen.

---



## Living Righteously

Read Proverbs 21:21. Even though we cannot be fully righteous, we are rewarded for pursuing it.

Pray with the Trailmen.

# FAMILY



## Discussion

Talk about righteousness with your family. What actions or habits can you do to practice righteousness?



## Righteousness Plan

With your family's help, develop a plan to read a section from the Bible and pray every day.



# FOREST BADGE



By actively participating in this meeting, each Trailman earned the Righteousness Step on the Values Branch.



\*Note: It is up to the Trail Guide to determine whether or not a Trailman was an active in the meeting. Even if he attended the meeting, you are not required to award him the Step if he did not participate.



Part of this lesson was used with permission by  
Cultivating Character, Mission to Children  
Character Solutions International  
[www.CharacterSolutions.org](http://www.CharacterSolutions.org)  
Character Education Ideas and Activities for the Classroom by A. Hall, B. Holder,  
E. Matthews, M. McDowell, L. Payne, S. Walker, R. Welch, and K. White