



Righteousness

Values – Elective 9

Purpose

The purpose of 'Righteousness' is to introduce the Trailman to the concept of Right Living despite one's situation or surroundings. Upon completion of this objective Trailmen should understand the importance and practical application of this Character trait.

1. What is Righteousness?
2. How can we know what is the right way to live or act in different circumstances?
3. How does the Bible provide a consistent standard for living despite one's situation or surroundings?
4. What are some activities that can build our understanding of right living?
5. How did the sacrifice of Jesus make us right in the presence of a Holy God?
6. What are some ways we can encourage others to be and live righteously?




Notes to the Trail Guide

//

1. The goal is not for the boys to be experts at these topics, but to gain an increased knowledge and awareness of the Objective.
2. Make it relative to your patrol.
3. Remember, these lessons should build from Fox to Hawk and from Hawk to Mountain Lion.
4. See the Leaders Guide for more information on Objectives.

//

Skill Progression

	<ol style="list-style-type: none">1. Learn the meaning of righteousness2. Learn where righteousness comes from
	<ol style="list-style-type: none">1. Learn how righteousness looks in life2. Learn about biblical people who demonstrated righteousness
	<ol style="list-style-type: none">1. Learn how to recognize righteousness in others2. Learn how to live more righteous

Helps

- I. What is Righteousness?
 - a. **Goal:** To understand what righteous living means.
 - b. **Lesson:** Learn the meaning of righteousness.
 - c. **Examples:**
 - i. Definition: Behavior that is morally justifiable or right.
 - ii. Righteousness simply means to have “right standing” with God.
2. How can we know what is the right way to live or act in different circumstances?
 - a. **Goal:** To understand that how we approach a problem helps to determine how we react to one.
 - b. **Lesson:** Learn some biblical teachings that help promote righteous decisions.
 - c. **Examples**
 - i. The Bible gives us many examples of righteousness
 1. Abraham: Jas. 2:23
 2. Noah: Gen. 6:9; 7:1
 3. Daniel: Daniel 9:23; 10:11,17
 4. Job: Job 1;8; 2:3
3. How does the Bible provide a consistent standard for living despite one’s situation or surroundings?
 - a. **Goal:** To understand that the Bible provides numerous examples that we can all learn from.
 - b. **Lesson:** Learn about some locations in the bible where some standards exist.
 - c. **Examples:**
 - i. Proverbs 13
4. What are some activities that can build our understanding of right living?
 - a. **Goal:** To understand that practicing activities can help train us for righteous living.
 - b. **Lesson:** Learn how to develop righteousness through life activities.
 - c. **Examples:**
 - i. Reading and study the Bible.
 - ii. Learning from past Christian leaders.
 - iii. Learning from current Christian leaders.
 - iv. Serving in the Church.
 - v. Pray often and intentionally.
5. How did the sacrifice of Jesus make us right in the presence of a Holy God?
 - a. **Goal:** To understand that sin removes our righteousness in God’s eyes and the righteousness of Jesus paid our debt to return us to righteousness.
 - b. **Lesson:** Learn how in His paying our debt, He made us whole in God’s eyes.
 - c. **Examples:**
 - i. Talk about Jesus’ sacrifice and why it was necessary.

6. What are some ways we can encourage others to be and live righteously?
 - a. **Goal:** To understand.
 - b. **Lesson:** Learn.
 - c. **Examples:**
 - i. Invite them to attend Church.
 - ii. Encourage them to read and study their Bible often.
 - iii. Pray for them.
 - iv. Uplift others and do not put them down.
 - v. Share the "Good News".

Scripture Ideas

Proverbs 21:21

- Fox – God wants us to be good.
- Hawk – Righteousness and kindness go hand in hand.
- Mt Lion – God rewards those who pursue righteousness even though they are not fully righteous.

Activity Ideas

- See the relevant patrol and branch section of the activities
- Or, create your own activity relevant to your troop and region
- Memorize a verse from Proverbs 13.

Game Ideas

- Check the games section online for game ideas
- Or, create a game that works for your patrol
- Disappearing Words - Write the memory verse on a chalk or white board. Have the children recite the verse. Then ask a child to erase a word and have the children repeat the verse. Continue until all the words have been erased and the children are saying the verse from memory.
- Verse Hunt - Write each word of the memory verse on a separate piece of paper and hide the words around the classroom. Have the children find the words and lay them out in the correct order. Recite the memory verse together. You can hide the words again and repeat the game as many times as you wish.

Copyright © 2017 by Trail Life USA. All rights reserved.