



Obedience

Values Branch – Step 8

Purpose

The 'Obedience' Step introduces the Trailman to the concept of learning to follow. Upon completion of this step Trailmen should understand the importance and practical application of this character trait.




1. What is Obedience?
2. How does learning obedience help one be a better leader?
3. How does our obedience honor God?
4. **Why does one's obedience display respect for authority?**
5. **What areas in the Trailman's life do they need to work on improving their obedience?**

Notes to the Trail Guide //////////////////////////////////////

1. The goal is not for the boys to be experts at these skills, but to gain an increased knowledge and awareness of the Step.
2. Make it relative to your patrol.
3. Remember, these lessons should build from Fox to Hawk and from Hawk to Mountain Lion.
4. See the Leaders Guide for more information on Steps.

////////////////////////////////////

Skills Progression

	<ol style="list-style-type: none">1. Learn the definition of obedience.2. Memorize the fifth Commandment.3. Be able to explain this commandment and how it applies to the Trailman's life.
	<ol style="list-style-type: none">1. Learn the definition of obedience.2. Learn a story of an obedient leader.3. Learn and explain the three qualities of a follower.
	<ol style="list-style-type: none">1. Learn the definition of obedience.2. Learn three qualities of a follower.3. Learn the meaning of 1 Samuel 15:22.4. Learn the story of an obedient leader.

Helps

1. What is Obedience?

- a. **Goal:** To learn the definition of obedience and how I show it in my life
- b. **Lesson:** Obedience is: the practice of following or obeying. Doing what I am told by those responsible for me; immediately and with a good attitude.
- c. **Examples:**
 - i. Fox – Talk about jobs at home--making my bed, washing my face, brushing my teeth etc. Do I show obedience when I am doing my jobs?
 - ii. Hawks-- Talk about jobs at home and at school: feeding animals, yard work, doing assignments at school. How do I show obedience?
 - iii. Mt. Lions—Talk about jobs at home, school, Trail Life (campouts, Hit the Trail activities) How do I show obedience to the authorities in my life?

2. How does learning obedience help one to be a better leader?

- a. **Goal:** To learn that almost all of history's greatest leaders started by first becoming great followers. To learn three important steps in becoming a great follower.
- b. **Lesson:** Obedience is most important quality of a leader.
- c. **Examples:**
 - i. Three steps in following: obedience, servant attitude (serving joyfully, without complaining), being humble (not about me)
 - ii. Teach your Trailmen about a leader that you admire.
 - iii. Obedient Daniel—Daniel almost lost his life because of his obedience to God when he was living in captivity in Babylon. He ended up in the **lion's den when he refused to bow to King Nebuchadnezzar. He would not eat the king's food and became healthier because of his stand. Daniel was concerned with living in obedience to God's laws and had no fear of man. The king made Daniel a great man, and made him a ruler over all of Babylon (Daniel 2:48).**
 - iv. Joshua—Joshua followed Moses for forty years before God commissioned him to lead the children of Israel to the promised land in Deuteronomy 31:23
 - v. Jonah—Book of Jonah. Jonah is a good example of disobedience. After refusing to go to Nineveh and getting on a boat, God brings a storm so that Jonah would be thrown out into the sea and eaten by a giant fish, only to be spat out on the beach that God told him to go to in the first place!

3. How does our obedience honor God?

- a. **Goal:** To talk about and learn how our obedience brings honor to God.
- b. **Lesson:** Learn, discuss, and recite a Bible verse on obedience.
- c. **Examples:**

- i. Fifth Commandment: Exodus 20:12. Honoring your parents means: Do What You Are Told!! When we honor our parents, we are honoring God.
- ii. Ephesians 6:1-2
- iii. John 14:15
- iv. 1 Samuel 15:22
 1. A sacrifice is only needed for disobedience—To OBEY is the right thing to do
 - a. Fox—If we love God we will obey him.
 - b. Hawk—We need to be constantly striving toward obedience. He forgives us if we mess up, but he wants us to first work on doing the right thing. It is a privilege to learn from God that has given us true life.
 - c. Mt. Lions—Think about this-- What kind of witness am I being right now? When we obey God, our parents, and those in **authority over us, our life shines and others see God's qualities. When we disobey we show we don't take God seriously.**

4. **Why does one's obedience display respect for authority?**

- a. **Goal:** To learn that if we are truly obedient we will show respect at the same time.
- b. **Lesson:** Five ways we can show respect:
 - Listening
 - Looking right at the speaker
 - Asking questions if we do not understand
 - Addressing the person respectfully (Mr./Mrs./yes Sir/ no Sir)
 - Thank you and Please
- c. **Examples:**
 - i. Have the Trailmen act out different situations. Obedience showing respect, disobedience showing no respect. Dad wants me to help unload the car or take out the garbage. Mom is showing me how to empty the dishwasher. The neighbor is showing me how he wants me to weed his flower bed.

5. **What areas in the Trailman's life do they need to work on improving their obedience?**

- a. **Goal:** To be able to understand better how to display the character trait of obedience in our lives.
- b. **Lesson:** Review the lesson on obedience and talk about ways each one can improve.

Activity Ideas

- See the relevant patrol and branch section of the activities.
- Or, create your own activity relevant to your troop and region.

- Several ideas are listed below.
 - Have each Trailman take home a Bible verse about obedience to put in a place they will see each day (mirror over their dresser or in bathroom, wall in their room, etc.). Have Trailmen read their verses to the class after they are done.
 - Fox – Write out a Bible verse for them (maybe several different ones, so they can choose) leaving enough room for them to draw a picture. Use heavier construction paper and maybe different colors.
 - Hawks – **Draw lines (at least ½" apart) on a 4x6" heavy card stock or construction paper.** Let them pick a verse to write (in their very best writing) in pencil first and after you have checked it, they could go over their words with a marker. Let those who want to draw a picture to go with their verse (on another piece of paper).
 - Mt. Lions – Do same as for the Hawks; may not need to draw lines for them. The Trailmen might want something larger than 4x6, make different sizes for them to choose.
 - Flopped Cookies (looks can be deceiving) - Trail Guide make two batches of cookies that look identical except one batch has the wrong ingredients (put in 1/2 cup salt instead of 1 tsp--or change whatever you want). Put the good and bad cookies on different plates. Have a couple of Trailmen come up first, give them the good cookies and ask them how they taste. Have another boy come up and give him one of the bad cookies and ask him how it tastes. The cookies look the same. With one batch, the recipe was obediently followed and tasted great! The other batch the directions were not followed and turned out bad. The results of a little disobedience seem acceptable, but turns out to be a bad thing.

Game ideas

- Check the games section online for game ideas.
- Or, create a game that works for your patrol.
- Several ideas are listed below.
 - Follow the Leader (Foxes) Play the traditional game of Follow the Leader. Begin by acting as leader, then allow each Trailman to take a turn being leader. Since we are followers of Jesus, we try to live like he did, following his example.
 - Follow the Leader— (for Mt. Lions and maybe Hawks) Ask everyone to stand and arrange the group into a circle, facing inwards. Ask one person to leave the room. This person will be the guesser for the round. While he is gone, the group **decides who should be the "leader"**. The leader will be the one who sets the movements for that round. Have the guesser come back and stand in the center of the circle. When the round begins, everyone starts swinging their arms up and down. The leader will eventually begin to do other movements (clapping, jumping up and down, patting his own head, kicking motion with leg

etc.), and everyone else follows the leader's actions without being too obvious to reveal who the leader is. Everyone in the circle should keep from looking at the leader too long. The guesser must keep looking around to see if he can figure out who the leader is. He is allowed to make three guesses. If he guesses correctly, the leader becomes the new guesser for the next round.

- Simon Says—Fun way to reinforce obedience. Designate one person as Simon and the others as players. Simon stands in front of the players and tells them what they must do. Important: the players must only obey commands that begin with the words "Simon says." Whoever follows the command that doesn't have "Simon says" is out of the game.

Scripture

Proverbs on Obedience

Proverbs 4:20-22

- Fox – Listen to God's words
- Hawk – Listen and learn God's words. They will bring you life.
- Mt Lion – Listen and learn God's words. Memorize His sayings. Keep them in your heart; they are health and life.

Proverbs 4:13

Proverbs 12:15

Proverbs 3:1-4

Proverbs 6:20-23

Commissioning of Joshua

Numbers 27:16-23

Copyright © 2017 by Trail Life USA. All rights reserved.