



Godly Values

Values Branch – Step 1

Purpose

The 'Godly Values' step provides a basic knowledge of what Values are and the benefit of having and living by values based on Godly principles. Upon completion of this step Trailmen should understand where our values come from and why they are important.




1. What are values?
2. Name some values.
3. How do values affect our lives?
4. Name some places we get our values.
5. What is the benefit of having Godly values?

Notes to the Trail Guide //////////////////////////////////////

1. The goal is not for the boys to be experts at these topics, but to gain an increased knowledge and awareness of the Step.
2. Make it relative to your patrol.
3. Remember, these lessons should build from Fox to Hawk and from Hawk to Mountain Lion.
4. See the Leaders Guide for more information on Steps.

////////////////////////////////////

Skills Progression

	<ol style="list-style-type: none">1. Know what a value is and where it comes from.2. Focus on values: Attentiveness and Obedience.3. Doing a job well at home.
	<ol style="list-style-type: none">1. Know where our values come from.2. Focus on the values: Honor and Diligence.3. Doing a job well at home and school.
	<ol style="list-style-type: none">1. Know where our values come from.2. Focus on the values: Diligence and Discernment.3. Doing a job well.

Helps

1. What are values?

- a. **Goal:** To learn the definition of values and explore what a Godly value is.
- b. **Lesson:** A value is something of worth or importance to you. As you mature your values are your principles or standards of behavior. Godly values are principles or **standards of behavior that are based on God's word and therefore glorify God.**
- c. **Examples:**
 - i. Discuss: How do we know what glorifies God? (Bible)
How do we show honor and praise to God?
Reading his word/ Following his commands
 - ii. What are Godly principles? (10 Commandments, listed in Scriptures section)

2. Name some values.

- a. **Goal:** To be able to name some values and tell how God is glorified through them.
- b. **Lesson:** Think about and discuss the difference between a Godly value and its alternative.
- c. **Examples:**
 - i. Foxes: Attentiveness (showing the importance of a person or task by giving my full attention) vs. Distraction (not paying attention)
 - ii. Hawks: Honor (respecting those in leadership because of the higher authorities they represent) vs. Disrespect (talking, not looking at the leader)
 - iii. Mt. Lions: Diligence (putting in my time and energy to complete tasks assigned to me) vs. Slothfulness (not finishing something, not doing my best)

3. How do values affect our lives?

- a. **Goal:** To understand and learn the good affect that a Godly value will have on our lives.
- b. **Lesson:** Diligence is careful and persistent work. Steps to doing a job or task well: 1. **Listen**, 2. **Follow Directions**, 3. **Complete the job**
- c. **Examples:**
 - i. Foxes: jobs at home (trash, feeding animals, room, hygiene, dishes)
 - ii. Hawks: jobs at home, assignments at school
 - iii. Mt. Lions: assignments at school, pay jobs, volunteering

4. Name some places we get our values.

- a. **Goal:** To understand the importance of where our values come from.
- b. **Lesson:** Godly values come from our parents, our friends, the activities we are involved in (Trail Life), and our attention to God's word.
- c. **Examples:**

- i. Orderliness (learning how to order our days from home, just like God ordered the Days of Creation and created the world in an orderly fashion)
 - ii. Humility (learning that all we are comes from God)
5. What is the benefit of having Godly values?
 - a. **Goal:** To understand how our lives can be a blessing to God, family and others as we establish Godly values.
 - b. **Lesson:** Decisions we make each day will help us make godly decisions.
 - c. **Examples:**
 - i. Foxes: **Think**, "Mom called me, but I don't want to stop what I'm doing." Immediate Obedience would be going to your parents when you are called, **even if you don't want to stop what you are doing.**
 - ii. Hawks: **Consider**, "Another boy throws a pencil across the table, what do I do? **Should I also throw a pencil back?"** A Godly decision would be not to respond in kind.
 - iii. Mt. Lions: **Think**, "**If you are at a friend's house and the movie chosen to watch is not good. What do you do?"** Critical thinking based on Godly values would lead you to decide either ask to watch something else, leave the room, or even call your parents to take you home if you are uncomfortable.

Activity Ideas

- See the relevant patrol and branch section of the activities.
- Or, create your own activity relevant to your troop and region.
- Several ideas are listed below.
 - Foxes – Make a poster of the difference jobs you do at home. Share it with the class. How does doing a good job make you feel?
 - Cut out pictures from newspapers, magazines
 - Draw your own pictures
 - Be sure to include a boy or girl with a smiling face! Why is this important?
 - Hawks – Get together in small groups. Discuss, Plan and then Act what doing a job well, looks like
 - **One boy is the "Dad."** Explain the job (like sweeping patio) and how you want it done.
 - **"Dad" should have several steps he teaches the "children"** to doing the job well. Get brooms, dust pan and trash can, remove everything from the "patio" **that you can, sweep "like this", check your work, sweep over some areas again, put things back onto patio, put tools away, call me for inspection.** Trail Guides might have to show an example of this for a sample chore. Other chore possibilities would be, setting the table, doing dishes (pretend), cleaning their room.

- **Other boys are the “children.”** Show children doing what their dad said and completing job to the end.
- Talk about how everyone did their job. Discuss the things done well and what to improve. Other examples could be used.
- Mt. Lions – Might do the same as Hawks or the following. Get together in small groups. Discuss: How can I get started in a job that I will be paid for in my neighborhood? (Weeding, mowing, pulling weeds, dog walking, pet sitting, raking leaves/pine needles, etc.)
 - Be sure you can do the job well at home first. Who can I go to, to make sure I will do it right? (parents, grandparents, etc.)
 - How can I **get the word out that I’m looking for work? (go door to door, take a calling card with your name, name of your “company” [Weed Eaters of Idaho. Lawn and Order], and your phone number)**
 - Practice going from door to door in class. How you will introduce yourself and talk?
 - Share with whole class the job you choose in your small group and explain how you will do it well. If you get a job, that person will tell you what he/she wants! Listen carefully!
 - Be safe and be sure to go to neighbors you or your parents know well. Always tell you parents when you are going door to door and get permission to do jobs for those neighbors.

Game Ideas

- Check the games section online for game ideas.
- Or, create a game that works for your patrol.
- Several ideas are listed below.
 - **Mother May I?** – Begin the game with the Trail Guide or another adult being “Mother” and all boys standing in a line opposite the leader. The leader calls out a boy and an instruction, “Aidan, take three baby steps.” (“Jeffrey, take one giant step.” “Caleb, hop five times.”) The boy called upon must ask, “Mother, may I?” Then Mother responds “Yes, you may” or “No, you may not.” When a boy performs the action without asking permission, he is out. Play continues until a boy reaches “Mother” or there is only one player left in the game. If time permits, the winner can be “Mother.”
 - **Ships and Sailors** - Assign one Trailman to be the “Captain.” The Captain will call out orders to the other Trailmen, who perform the right action immediately or they are out of the game. Here is an explanation of each of the actions the Captain calls out:
 - **“Captain’s Coming!”:** Everyone stands saluting at attention, and they can’t move from this position until the caller says, “At Ease!” If they break from the attention, they are dismissed. If the Captain says, “Captain’s Coming” and then any other order besides “At Ease,” and a

- Trailman does that action, they are out of the game. The Captain must say "At Ease" before they move to do another action.
- "To the Ship!": Players run to the right
 - "To the Shore!": Players run to the left
 - "Mess Table!": Players pretend to eat like they haven't eaten in days. They need to make really loud sounds like "YUM YUM YUM!"
 - "Sea Sick": Players pretend to throw up.
 - "Hit the Deck!": Players all lay on the floor on their stomachs.
- **Capture the Bacon** – Divide the boys into two groups, and number each person in the group. Set the "bacon" in the center; mark goal lines for the boys to cross on each side. The leader will call out a number. The boy with that number from each team will run to the center to capture the "bacon." If it is brought back to that team's side, they get a point. If the boy from the other team tags him, the other team gets the point.
 - You may use any item to represent the "bacon."

Scripture

Deuteronomy 5:7-21 The Ten Commandments (summary)

You shall have no other gods before me.

You shall not make unto yourself any graven image.

You shall not take the name of the Lord your God in vain.

Observe the Sabbath day to keep it holy.

Honor your father and your mother.

You shall not murder.

You shall not commit adultery.

You shall not steal.

You shall not bear false witness against your neighbor.

You shall not covet.

- Foxes – Focus on the 5th Commandment, "Obeying your father and mother." **Attentiveness** [Proverbs 2:2] **Obedience** [Proverbs 1:8-9]
- Hawks – **Honor** [Deuteronomy 5:16] **Foolishness** [Proverbs 14:18]
- Mt. Lions – **Diligence** [Colossians 3:17] **Discernment** [Philippians 1:9-10]

Proverbs 6:6-8

- What do we know about ants and how do they work? Are they a team and work together? Are they slow and just sit around? No! Ants are extremely hard workers, each have a specific job to work together as a team.

Copyright © 2017 by Trail Life USA. All rights reserved.