



Wisdom

Values Branch – Step 10

Purpose

The 'Wisdom' Step introduces the Trailman to the concept of knowing what to do and how to use one's knowledge. Upon completion of this step Trailmen should understand the importance and practical application of this character trait.




1. What is wisdom?
2. Where do we gain wisdom?
3. What are some examples of wise and unwise decisions?
4. Why is it so important as a leader to have wisdom?
5. Who are some leaders or followers that showed wisdom? How was it shown?

Notes to the Trail Guide //////////////////////////////////////

1. The goal is not for the boys to be experts at these skills, but to gain an increased knowledge and awareness of the Step.
2. Make it relative to your patrol.
3. Remember, these lessons should build from Fox to Hawk and from Hawk to Mountain Lion.
4. See the Leaders Guide for more information on Steps.

////////////////////////////////////

Skills Progression

	<ol style="list-style-type: none">1. Define WISDOM and give examples of it in my life.2. Tell how I can gain wisdom from my parents.3. Learn a Proverb about wisdom.
	<ol style="list-style-type: none">1. Memorize and explain the definition of wisdom.2. Explain the difference between wise and unwise decisions.3. Tell about a leader who has shown wisdom in his life4. Learn a Proverb about wisdom
	<ol style="list-style-type: none">1. Memorize and explain the definition of wisdom2. Tell about 4 ways that one can gain wisdom3. Tell about a leader who has shown wisdom in his life4. Have memorized one Proverb about wisdom

Helps

1. What is Wisdom?

- a. **Goal:** To learn the definition of wisdom.
- b. **Lesson:** Wisdom is knowing what to do and how to use one's knowledge rightly.
- c. **Examples:**
 - i. Brushing your teeth, I know how to brush them and if I do this twice a day this will help my teeth stay healthy.

2. Where do we gain wisdom?

- a. **Goal:** To learn how we can gain wisdom.
- b. **Lesson:** We gain wisdom through the Bible, study, experiences and trustworthy guidance.
- c. **Examples:**
 - i. **Bible:** There are many verses dealing with wisdom. A couple of examples we can talk about are:
 1. Proverbs 1:5
 - a. Fox – Listen to God's word
 - b. Hawk – When we really listen to God's word, we will learn more about life.
 - c. Mt Lions – Take the time to really listen and learn from God's word. As we begin to understand ask questions of those who are older and wiser (parents, teachers, Trail Life Guides).
 2. Proverbs 9:10
 3. James 1:5
 - ii. **Study:** When we put our minds in gear and study the things around us we will increase in knowledge. Our world is amazing!
 1. Paying attention and applying our minds to learning as much as we can: at home, at school, at Trail Life. Can you think of others?
 - iii. **Experiences:** Learning from things we have done and the new things we experience each day.
 1. Meeting a new neighbor, how can you help make a new child feel welcome?
 2. Helping a new boy on the baseball (or another sport) team feel welcome.
 - iv. **Trustworthy Guidance:** We can learn so much from our parents, teachers and other adults who are trustworthy. Watch and listen to them as they talk to others. Ask questions.

3. What are some examples of wise and unwise decisions?

- a. **Goal:** To think about the difference between wise and unwise decisions
- b. **Lesson:** Our wise or unwise decisions we make each day have a great affect upon our lives. The important thing is to learn from our decisions and those of others.

- c. **Examples:**
 - i. Give an example (Trail Guide) of a wise or unwise decision you made, and tell how it affected your life.
 - ii. Let the Trailmen tell about wise and unwise things they did
 - 1. Forgot to feed the dog
 - 2. Left bicycle in the yard (could get stolen)
4. Why is it so important as a leader to have wisdom?
- a. **Goal:** To think about some qualities of a wise leader and why this is better than an unwise leader
 - b. **Lesson:** A wise leader must be a hard worker, honest, focused, respectful, kind, loyal, and open minded (considers new ideas).
 - c. **Examples:**
 - i. Wise leader will lead us towards good. An unwise leader will lead us in the wrong direction.
 - ii. Trustworthy adults: Parents, Teachers, Church Leaders, President, etc.
 - iii. Mt. Lions – As a Trailman we can become leaders too! It is not easy, but we can work on becoming one.
 - iv. How can we become leaders at home and at Trail Life?
5. Who are some leaders or followers that showed wisdom? How was it shown?
- a. **Goal:** To learn about some great leaders who showed wisdom in their lives.
 - b. **Lesson:** Amazing things can be done in our lives if we ask God to give us wisdom and we apply it as we live each day.
 - c. **Examples:**
 - i. Choose a great leader or follower to teach your Trailmen about.
 - ii. King Solomon (1 Kings 3:7-9) When Solomon became a king he was young and he asked God in a dream to give him wisdom so he could lead rightly. His wisdom was soon tested (1 Kings 3:16-28). Two women came before King Solomon to hear a case that the judges did not know how to solve: Two women lived in a small house and gave birth to babies at the same time. One woman's baby died during the night, so she snuck over to the other woman, stole her baby and replaced him with her dead baby. In the morning, the woman with the dead baby knew it was not hers. The other woman would not give her baby back to her. Solomon **heard both women. God's wisdom** told him how to solve the problem. Solomon grabbed a sword and stood over the baby. He said he would cut the child in half since both said the child was theirs. Then each would get at least half of the child! **The first woman said, "No, give him to her. Just let him live." The second folded her arms and said, "Divide him in two. It's only fair, we both get part of him." Solomon knew then that the woman who wished the baby to live was the true mother.**
 - 1. Questions for Foxes:
 - a. What did Solomon ask God for? Solomon asked for wisdom and he wanted to learn about everything in the world, so he kept learning more and more.

- b. What would you ask God for?
 - c. How did Solomon solve the women's problem?
 2. Questions for Hawks/Mt. Lions:
 - a. Read 1 Kings 3:3-4. How do we know Solomon loves God? Was he obeying God completely?
 - b. **Read 1 Kings 3:10. Why did God like Solomon's answer?**
 - c. Read 1 Kings 4:30-33. What ways did Solomon increase in wisdom and knowledge? How can you increase in your wisdom and knowledge?
- iii. George Washington – One of his quotes: "It is impossible to rightly govern a nation without God and the Bible."
 1. Born in 1732, grew up in Virginia – His father a landowner and planter who died when George was 11.
 2. Lawrence, his older brother, helped raise him and made sure he studied math and reading.
 3. At 16 he became a surveyor – measured new lands and made detailed maps.
 4. Later became a leader with the Virginia militia in the French and Indian War.
 5. Became General of the Continental Army (fighting the British) in 1775 – during the American Revolution, Famous Battle, story of Crossing the Delaware (look it up on-line to talk about the details)
 6. First president of the United States/Father of our country!
 - a. Talk about what things Washington did in his life to give him the wisdom to be a great leader. (Applying himself to his school studies when he was young.)
 - b. George taught himself logarithms, trigonometry, and surveying.
- iv. As a leader he asked God to help him.

Activity Ideas

- See the relevant patrol and branch section of the activities.
- Or, create your own activity relevant to your troop and region.
- Several ideas are listed below.
 - Fox - Decorate a verse from Proverbs. (Example: Proverbs 1:5) Print the Proverb on paper that you can pass out to each Trailman. Use a variety of art supplies to decorate: markers, crayons, different colors of construction paper they can cut out shapes from, etc. Talk about the verse, have each one stand and tell about what they have drawn.
 - Hawks/Mt. Lions - Write several proverbs each one on a different slip of paper. The Trailman will draw one slip of paper, write the proverb out and draw a

picture to go with it. He should try to memorize it and present it to the class before closing.

Game Ideas

- Check the games section online for game ideas.
- Or, create a game that works for your patrol.
- Several ideas are listed below.
 - **Mine Sweeper:** (This game demonstrates the WISDOM of watching, concentrating, remembering and thinking.) Make a 5X5 grid of one foot squares (large enough for a Trailman to stand in). You will have 25 squares (make it bigger or smaller depending on class size). For Foxes make grid smaller, maybe 3X3. Use chalk outside or masking tape inside. You (Trail Guide) will have a copy **of the same grid on a piece of paper with X's on at least 6 squares that show** where the mines are. There will also be an ENTRANCE area and an EXIT SQUARE marked on your paper and on the floor (ground).
 - Rules:
 - No Talking, just thinking and concentrating to remember where the mines are and watching and learning from the boy(s) going ahead of you. The object of the game is to get through the maze without hitting any mines.
 - Trailmen line up along the ENTRANCE side of the grid
 - 1st boy steps into a square and steps into as many squares as he can before hitting a mine. He will then go to the end of the line.
 - 2nd boy does the same (hopefully learning from watching the boys before him), followed by the rest of the boys. If one makes it through the maze, each boy must show that he knows how to get through the maze by doing it!

Scripture

Proverbs 14:16

Proverbs 2:6,7

Proverbs 3:19, 20

Proverbs 10:1

Proverbs 24:3, 4

Proverbs 24:5

Copyright © 2017 by Trail Life USA. All rights reserved.