



Ancient Weapons

Science & Technology Branch – Elective Step 6

Purpose

The purpose of 'Ancient Weapons' is to learn about how older weapons furthered mankind's understanding and knowledge through survival and adversity.

1. What are some ancient weapons that have advanced technology?
2. What were some uses of these weapons?
3. When were these weapons first used?
4. How can you be safe around these weapons?
5. What is a simple and safe ancient weapon that you can build?




Notes to the Trail Guide //////////////////////////////////////

1. The goal is not for the boys to be experts on these topics but to gain an increased knowledge and awareness of the Step.
2. Make it relative to your patrol.
3. Remember, these lessons should build from Fox to Hawk and from Hawk to Mountain Lion.
4. See the Leaders Guide for more information on Steps.

////////////////////////////////////



Skill Progression

	<ol style="list-style-type: none">1. Picture matching2. Identification Game3. Nomenclature
	<ol style="list-style-type: none">1. Shoot a safe bow/arrow2. Foam sword fighting3. Make a simple shield
	<ol style="list-style-type: none">1. Make some cardboard armor2. Make a catapult/trebuchet

Helps

1. What are some ancient weapons that have advanced technology?
 - a. **Goal:** To understand that ancient weapons have helped civilization thrive and protect lives.
 - b. **Lesson:** Learn how one ancient weapon helped shape the course of a nation or era.
 - c. **Examples:**
 - i. Bow & Arrow
 - ii. Firearms
 - iii. Rockets
 - iv. Catapult/Trebuchet
2. What were some uses of these weapons?
 - a. **Goal:** To understand the purposes of these devices.
 - b. **Lesson:** Learn what made these devices so powerful.
 - c. **Examples**
 - i. Bow & Arrow: Hunting and battles.
 - ii. Firearms: Hunting and battles.
 - iii. Rockets: Signaling, battles, exploration.
 - iv. Catapult/Trebuchet: Battles.
3. When were these weapons first used?
 - a. **Goal:** To understand the history of the devices or nation.
 - b. **Lesson:** Learn something about the history.
 - c. **Examples:**
 - i. Bow & Arrow: Appeared very early in human history.
 - ii. Firearms: China (12th century).
 - iii. Rockets: China (13th century).
 - iv. Catapult/Trebuchet: Catapult – China (3rd century BC).
4. How can you be safe around these weapons?
 - a. **Goal:** To understand that ancient weapons are still weapons and require a good deal of safety.
 - b. **Lesson:** Learn a few safety principles.
 - c. **Examples:**
 - i. Awareness
 - ii. Safe distance
 - iii. Area of danger. Do not be down range.
 - iv. Injury types: Penetrative, burns, explosive, and percussive
5. What is a simple and safe ancient weapon that you can build?
 - a. **Goal:** To understand that some devices were simple to construct and often relied on good science.
 - b. **Lesson:** Learn to build an ancient weapon.

- c. Examples:
- i. Catapult
 - ii. Trebuchet
 - iii. Bow and arrow

Scripture Ideas

Hebrews 4:12

- Fox – The word of God is truth.
- Hawk – The word of God is your best weapon against the enemy.
- Mt Lion – We must read and study the word to be able to use it every day.

Isaiah 54:17

- Fox – The Lord protects us.
- Hawk – God protects us, and nothing can take us from Him.
- Mt Lion - Many weapons use against are not made of metal or wood. Most weapons used against us are words and our sins.

Activity Ideas

- See the relevant patrol and branch section of the activities
- Or, create your own activity relevant to your troop and region
- Archery range with safe arrows

Game Ideas

- Check the games section online for game ideas
- Or, create a game that works for your patrol
- Carnival style shooting range for some ancient weapons

Copyright © 2017 by Trail Life USA. All rights reserved