



Tread Lightly

Outdoor Skills – Elective Step 8

Purpose

The purpose of 'Tread Lightly' is to learn that as stewards of this world, we are to take care of it and leave it no worse than how we found it.




1. What does 'Tread Lightly' mean?
2. Why do we 'Tread Lightly'?
3. What are some best practices of 'Tread Lightly'?
4. What items can be left in the outdoors?
5. What should you do if something happens that cannot be undone?

Notes to the Trail Guide //////////////////////////////////////

1. The goal is not for the boys to be experts at these topics, but to gain an increased knowledge and awareness of the Step.
2. Make it relative to your patrol.
3. Remember, these lessons should build from Fox to Hawk and from Hawk to Mountain Lion.
4. See the Leaders Guide for more information on Steps.

////////////////////////////////////

Skill Progression

	<ol style="list-style-type: none">1. Picture matching2. Identification Game3. Nomenclature4. Identify trash
	<ol style="list-style-type: none">1. Learn how to do little damage2. Proper disposal methods3. Work as a team
	<ol style="list-style-type: none">1. Recognize sensitive areas2. Remove human signs

Helps

1. What does 'Tread Lightly' mean?
 - a. **Goal:** To understand that we are all stewards and must do our part in maintaining the locations we visit.
 - b. **Lesson:** The importance of keeping areas clean and natural.
 - c. **Examples:**
 - i. Leave little to no trace of your activities behind.
 - ii. Respect and care for the world.
2. Why do we 'Tread Lightly'?
 - a. **Goal:** To understand how God calls us to be good stewards and what happens to natural areas when we spoil them.
 - b. **Lesson:** Maintaining an area is far better than restoring one that has been spoiled.
 - c. **Examples**
 - i. God calls us to be good stewards (See the Trail Life Oath).
 - ii. It keeps areas nice and clean for others and wildlife.
 - iii. It keeps areas safe.
3. What are some best practices of 'Tread Lightly'?
 - a. **Goal:** To understand some general principles of tread lightly.
 - b. **Lesson:** Learn some simple and easy to remember principles.
 - c. **Examples:**
 - i. Take nothing with you that you do not need.
 - ii. Take out everything you take in with you.
 - iii. Remove all the trash, even that which others left behind.
4. What items can be left in the outdoors?
 - a. **Goal:** To understand there are some cases where things can be left behind.
 - b. **Lesson:** You should be able to leave an area just as you found it but on rare occasions it is allowable to leave something behind.
 - c. **Examples:**
 - i. Human excrement: If it cannot be packed out safely.
 1. Bury it in a cathole, also called a pighole.
 - ii. Plantings: If you are planting a tree or plant with special permission.
5. What should you do if something happens that cannot be undone?
 - a. **Goal:** To understand that accidents can happen and how to manage them.
 - b. **Lesson:** Learn what to do when harm has been done to a location/site.
 - c. **Examples:**
 - i. Notify the leader of the group.
 - ii. Notify an authority such as a Park Ranger.

Scripture Ideas

Psalm 145:5

- Fox – God created our magnificent world, we must care for it.
- Hawk – Enjoy His glorious creation and take care of it.
- Mt Lion – Take care of His creation and allow it to inspire you in His word.

1 Corinthians 4:2

- Fox – We are all stewards.
- Hawk - We are all stewards. Be the best one you can be.
- Mt Lion - We are all stewards. Be the best one you can be.

Activity Ideas

- See the relevant patrol and branch section of the activities
- Or, create your own activity relevant to your troop and region
- Perform a trash pick-up on or near your meeting facility.

Game Ideas

- Check the games section online for game ideas
- Or, create a game that works for your patrol
- Recycle Relay - print images of different types of trash. Have boys form teams. Teams race, one boy at a time. Boys run from start to a pile of trash (prints placed upside down); he must grab one and run to the trash bin or the recycle bin. Trail Guide will insure that he is correct. If he is wrong he must run to the correct bin. He then returns home to tag the next boy for his turn.

Copyright © 2017 by Trail Life USA. All rights reserved.