



Fishing

Outdoor Skills – Elective Step 7

Purpose

The purpose of 'Fishing' is to learn how fishing can provide food, entertainment, and relaxation.




1. What are some different areas/types of fishing?
2. What are some different methods of fishing?
3. What is catch and release?
4. What is a fishing license and will you need one? Will an adult?
5. Who oversees the fishing activities?
6. What are some local fish and how can you identify them?
7. What are some common fishing etiquette?
8. What are good safety practices for fishing?

Notes to the Trail Guide //////////////////////////////////////

1. The goal is not for the boys to be experts at these topics, but to gain an increased knowledge and awareness of the Step.
2. Make it relative to your patrol.
3. Remember, these lessons should build from Fox to Hawk and from Hawk to Mountain Lion.
4. See the Leaders Guide for more information on Steps.

////////////////////////////////////

Skill Progression

	<ol style="list-style-type: none">1. Picture matching2. Identification Game3. Nomenclature4. Play a simple fishing game on land
	<ol style="list-style-type: none">1. Practice casting a line2. Identify what a hit is3. Utilize proper safety gear
	<ol style="list-style-type: none">1. Learn to bait a hook2. Identify good fishing locations

Helps

1. What are some different areas/types of fishing?
 - a. **Goal:** To understand that fishing can involve many different types and locations.
 - b. **Lesson:** Learn to recognize a few different fishing types.
 - c. **Examples:**
 - i. Fly Fishing.
 - ii. Shore Fishing.
 - iii. Boat Fishing.
 - iv. Ice Fishing.
 - v. Freshwater/Saltwater Fishing.
 - vi. Lake/Ocean Fishing.
2. What are some different methods of fishing?
 - a. **Goal:** To understand that the method of fishing can vary.
 - b. **Lesson:** Learn to recognize a few different fishing methods.
 - c. **Examples**
 - i. Pole Fishing.
 - ii. Spear Fishing.
 - iii. Net Fishing.
 - iv. Trap Fishing.
3. What is catch and release?
 - a. **Goal:** To understand the purpose of catch and release.
 - b. **Lesson:** Knowing the difference between fishing for food and for fun.
 - c. **Examples:**
 - i. Catch & Release is where you catch a fish simply for sport and put the fish back in the water with little to no harm.
4. What is a fishing license and will you need one? Will an adult?
 - a. **Goal:** To understand the basic rules for a fishing license.
 - b. **Lesson:** Know what the rules for a license are for your area.
 - c. **Examples:**
 - i. Just about all states require a fishing license for adults.
 - ii. Youth will typically not require a license if accompanied by a licensed adult.
 - iii. Check your states requirements.
5. Who oversees the fishing activities?
 - a. **Goal:** To understand the fishing is regulated and there are agencies that protect fishing.
 - b. **Lesson:** Learn what agencies protect fishing in your area.
 - c. **Examples:**
 - i. U.S. Fish & Wildlife Service.

- ii. State Agencies.
6. What are some local fish and how can you identify them?
 - a. **Goal:** To understand that there are many different types of fish in the world.
 - b. **Lesson:** Learn to identify a fish that is popular in your area.
 - c. **Examples:**
 - i. Pick a popular variety of fish that can be easily caught and identified.
7. What are some common fishing etiquette?
 - a. **Goal:** To understand that rules are not 100% of fishing; good etiquette also makes fishing fun and social.
 - b. **Lesson:** Learn a few simple rules of etiquette for your area.
 - c. **Examples:**
 - i. Do clean up after yourself (Tread Lightly).
 - ii. Give your fellow fisherman some space.
 - iii. **Do not cross another fisherman's line.**
 - iv. Observe local laws and regulations.
 - v. Have the right fishing equipment.
8. What are good safety practices for fishing?
 - a. **Goal:** To understand that fishing can have some dangerous elements.
 - b. **Lesson:** Learn some fundamental safety lessons.
 - c. **Examples:**
 - i. Do not fish in areas where it is not permitted.
 - ii. Bring along extra safety items such as water, flashlights, maps, and a cell phone or radio.
 - iii. Always wear foot gear appropriate to the conditions.
 - iv. Use caution when baiting and removing hooks.
 - v. Learn first aid before you go.
 - vi. Prevent sunburn.
 - vii. Bring a first aid kit.
 - viii. Bring wire cutters to cut hooks if needed.

Scripture Ideas

Matthew 4:19

- Fox – Jesus calls us to follow him.
- Hawk - Jesus calls us to follow him and to share the good news.
- Mt Lion - Jesus calls us to follow him and to share the good news.

John 21:6

- Fox – Jesus provides.
- Hawk – Jesus guides and provides for us.
- Mt Lion – We must be willing to hear Him and follow His word.

Activity Ideas

- See the relevant patrol and branch section of the activities
- Or, create your own activity relevant to your troop and region

Game Ideas

- Check the games section online for game ideas
- Or, create a game that works for your patrol
- A couple of ideas are listed below
- Casting a weight (no hook) into a bucket or target on the ground.
- Casting for distance competition.
- Carnival style fishing over a sheet with rod (stick) and string with clothes pin. Someone behind the sheet hooks on a prize.
- Sharks and minnows (see Swimming Elective).

Copyright © 2017 by Trail Life USA. All rights reserved.