



Fire Safety

Outdoor Skills – Step 6

Purpose

The “Fire Safety” Step is to provide a basic knowledge of fire. Upon completion of this step, Trailmen should understand aspects such as fire safety, identification, and emergencies. Mountain Lions will work toward earning their Fireguard card.




1. What are the different types of fires?
2. What are some fire safety guidelines?
3. What kinds of fire systems are used around you?
4. What is a fire drill and how do you participate in them?
5. When and how should you fight a simple fire?
6. What are some first aid techniques involving burns?
7. What are the Trail Life approved methods and rules for starting and maintaining a fire?
(Fireguard Card)

Notes to the Trail Guide //

1. The goal is not for the boys to be experts on these topics but to gain an increased knowledge and awareness of the Step.
2. Make it relative to your patrol.
3. Remember, these lessons should build from Fox to Hawk and from Hawk to Mountain Lion.
4. See the Leaders Guide for more information on Steps.

//

Skill Progression

	<ol style="list-style-type: none">1. Awareness2. Nomenclature
	<ol style="list-style-type: none">1. Fire Alarms2. Fire Drills
	<ol style="list-style-type: none">1. Personal and Group Safety2. First Aid

Helps

1. What are the different types of fires?
 - a. **Goal:** To understand that fire comes from different types of elements.
 - b. **Lesson:** Learn some types of fires and how to recognize them.
 - c. **Examples:**
 - i. Solids (Class A)
 - ii. Liquids (Class B)
 - iii. Gases (Class C)
 - iv. Metals (Class D)
 - v. Electrical (Class E)
 - vi. Oils & Fats (Class F)
2. What are some fire safety guidelines?
 - a. **Goal:** To understand that fire is dangerous and safety is very important.
 - b. **Lesson:** Learn some basic fire safety guidelines.
 - c. **Examples:**
 - i. Never play with fire
 - ii. Notify an adult right away of unattended fires
 - iii. Never feed a fire unless asked by an adult to do so
 - iv. Never fight a fire
3. What kinds of fire alert systems are used around you?
 - a. **Goal:** To understand that there are different types of fire notifications and fire suppression systems.
 - b. **Lesson:** Learn about fire warning systems around you.
 - c. **Examples:**
 - i. Smoke Alarms
 - ii. Fire warning lights
 - iii. Pull Switches
 - iv. Sprinkler systems
4. What is a fire drill and how do you participate in them?
 - a. **Goal:** To understand the purpose of a fire drill and the importance of practicing them.
 - b. **Lesson:** Learn how to do a fire drill.
 - c. **Examples:**
 - i. Perform a drill for your building
 - ii. Know at least two exits
 - iii. Know where to meet outside
 - iv. How to call for help
5. When and how should you fight a simple fire?
 - a. **Goal:** To understand that fighting fires are mostly for adults or trained persons. But certain fires can be extinguished by youth.

- b. **Lesson:** Learn how to extinguish a small and safe fire.
 - c. **Examples:**
 - i. Blowing out a candle
 - ii. Turn off a stove or burner
 - iii. Unplug a hot appliance
6. What are some first aid techniques involving burns?
- a. **Goal:** To understand basic first aid for burns.
 - b. **Lesson:** Learn the basics for treating burns.
 - c. **Examples:**
 - i. Get an adult
 - ii. Remove clothing from injured area
 - iii. Submerge burn under running water for at least 5 minutes
 - 1. Do NOT apply ice, butter, or powder to the injury since this could aggravate it.
 - 2. Do NOT break any blisters since this makes the wound more vulnerable to infection.
 - iv. Gently pat the skin dry and cover it loosely with a nonstick sterile bandage or gauze.
7. What are the Trail Life approved methods and rules for starting and maintaining a fire? (Fireguard Card)
- a. **Goal:** To understand the Fireguard rules and pass the Fireguard test.
 - b. **Lesson:** Earn the Fireguard Card.
 - i. (Fox & Hawks are exempt from this step)
 - c. **Process:**
 - i. Follow the appropriate procedure for earning the Fireguard Card.

Scripture Ideas

Exodus 3:2

- Fox – God is all powerful (omnipotent).
- Hawk – God is all powerful (omnipotent).
- Mt Lion – God is all powerful (omnipotent).

Joshua 7:15

- Fox – God must punish sin. Jesus died for our sins.
- Hawk – God must punish sin. Jesus died for our sins.
- Mt Lion – God must punish sin. Jesus died for our sins.

Activity Ideas

- See the relevant patrol and branch section of the activities
- Or, create your own activity relevant to your troop and region

Game Ideas

- Check the games section online for game ideas
- Or, create a game that works for your patrol
- A couple of ideas are listed below

All photos from pixabay.com

Copyright © 2017 by Trail Life USA. All rights reserved.