



Edge Tools

Outdoor Skills – Step 5

Purpose

The “Edge Tools” Step is to provide a basic knowledge of edge tools. Upon completion of this step, Trailmen should understand the dangers and the benefits of edge tools such as saws, axes, and knives. Mountain Lions will work toward earning their Woodsman card.




1. What are some edge tools that you may be exposed to?
2. What are some ways that you can be safe around edge tools?
3. What are certain edge tools used for?
4. What are some first aid techniques involving cuts?
5. What are safety guidelines for using edge tools?
6. How do you properly use an edge tool? (Woodsman Card)

Notes to the Trail Guide *////////////////////////////////////*

1. The goal is not for the boys to be experts on these topics but to gain an increased knowledge and awareness of the Step.
2. Make it relative to your patrol.
3. Remember, these lessons should build from Fox to Hawk and from Hawk to Mountain Lion.
4. See the Leaders Guide for more information on Steps.

////////////////////////////////////

Skill Progression

	<ol style="list-style-type: none">1. Awareness2. Nomenclature
	<ol style="list-style-type: none">1. Personal Safety2. Proper Handling (Not for use but for carrying)
	<ol style="list-style-type: none">1. Usage2. Safety of Others3. First Aid

Helps

1. What are some edge tools that you may be exposed to?
 - a. **Goal:** To understand that there are many different types of edge tools and safety is very important.
 - b. **Lesson:** Know what different edge tools are called.
 - c. **Examples:**
 - i. Knife (Folding and fixed blade)
 - ii. Machete
 - iii. Axe & Hatchet
 - iv. Saws
2. What are some ways that you can be safe around edge tools?
 - a. **Goal:** To understand the different methods of safety when around edge tools.
 - b. **Lesson:** Learn basic safety techniques when you are in the vicinity a tool user.
 - c. **Examples:**
 - i. Keep a safe distance
 - ii. Do not distract the user
 - iii. No joking or pranking
 - iv. Never try to take the tool. It must always be handed over or put down.
3. What are certain edge tools used for?
 - a. **Goal:** To understand what functions different edge tools perform.
 - b. **Lesson:** Learn what certain tools are used for.
 - c. **Examples:**
 - i. Knives: Cutting, whittling, sharpening
 - ii. Machete: Clearing trees and shrubs
 - iii. Axe & Hatchet: Felling trees, splitting logs
 - iv. Saws: Cutting lumber, trimming trees
4. What are some first aid techniques involving cuts?
 - a. **Goal:** To understand how to treat common injuries from edge tools.
 - b. **Lesson:** Learn very basic first aid.
 - c. **Examples:**
 - i. Cover the wound and apply pressure
 - ii. Notify an adult right away
 - iii. Talk about 911 service
5. What are safety guidelines for using edge tools?
 - a. **Goal:** To understand what safety procedures should be used when using edge tools.
 - b. **Lesson:** Learn proper safety tips for handling edge tools.
 - c. **Examples:**
 - i. Handling the tool
 - ii. Transferring the tool

- iii. Safe boundaries
- 6. How do you properly use an edge tool? (Woodsman Card)
 - a. **Goal:** To understand different techniques and methods of handling edge tools.
 - b. **Lesson:** Earn the Woodsman Card.
 - i. (Fox & Hawks are exempt from this step)
 - c. **Process:**
 - i. Follow the appropriate procedure for earning the Woodsman Card.

Scripture Ideas

Isaiah 18:5

- Fox – God is always pruning us to make us better.
- Hawk – God often removes things from our lives that distract from Him.
- Mt Lion – God often removes things from our lives that distract from Him.

Proverbs 27:17

- Fox – His word helps to make us stronger.
- Hawk – Strong Christian's help to make us want to be better Christians.
- Mt Lion – Strong Christian's help to make us want to be better Christians.

Activity Ideas

- See the relevant patrol and branch section of the activities
- Or, create your own activity relevant to your troop and region

Game Ideas

- Check the games section online for game ideas
- Or, create a game that works for your patrol
- A couple of ideas are listed below

Edge Tools



Figure 1 – Knife



Figure 2 - Machete



Figure 3 – Axe



Figure 4 - Hatchet



Figure 5 – Saw

All photos from pixabay.com

Copyright © 2017 by Trail Life USA. All rights reserved.