



# Camping & Hiking

*Outdoor Skills – Step 4*

## Purpose

The “Camping and Hiking” Step is to provide a basic knowledge of camping and hiking techniques. Upon completion of this step, Trailmen should understand how to utilize commonly accepted camping techniques as well as understanding basic hiking methods.




1. How do you select a good camp site?
2. What are the different methods of camping?
3. What are the different types of tents?
4. How do you take care of a tent?
5. What is a good campsite layout?
6. What are safety practices that you should remember?
7. How does hygiene play an important role in the outdoors?
8. What are common etiquette practices in the outdoors?

## **Notes to the Trail Guide**////////////////////////////////////

1. The goal is not for the boys to be experts on these topics but to gain an increased knowledge and awareness of the Step.
2. Make it relative to your patrol.
3. Remember, these lessons should build from Fox to Hawk and from Hawk to Mountain Lion.
4. See the Leaders Guide for more information on Steps.

////////////////////////////////////

## Skill Progression

	<ol style="list-style-type: none"><li>1. Nomenclature</li><li>2. Camp Safety</li></ol>
	<ol style="list-style-type: none"><li>1. Tent Pitching</li><li>2. Recognize good tent/hammock/sleeping areas</li></ol>
	<ol style="list-style-type: none"><li>1. Camp Site Areas</li><li>2. Camp Site Operations</li></ol>

# Helps

1. How do you select a good camp site?
  - a. **Goal:** To understand that a campsite should exist in a safe and livable location.
  - b. **Lesson:** To learn what safety items and desires exist in a good campsite.
  - c. **Examples:**
    - i. Danger areas
    - ii. Distance to potable water
    - iii. Distance from aide
    - iv. Emergency departure
2. What are the different methods of camping?
  - a. **Goal:** To understand that camping can exist in many forms.
  - b. **Lesson:** Learn what different methods exist and what their benefits are.
  - c. **Examples:**
    - i. Tent camping
    - ii. Hammock camping
    - iii. Shelter camping
    - iv. Car camping
3. What are the different types of tents?
  - a. **Goal:** To understand that tent have many different types.
  - b. **Lesson:** Learn how to identify basic tents.
  - c. **Examples:**
    - i. Basic Ridge Tents
    - ii. Dome Tents
    - iii. Instant or Quick-Pitch Tents
    - iv. Inflatable Tents
    - v. Tunnel Tents
    - vi. Frame Tents
    - vii. Tepee
    - viii. Trailer Tents and Folding Campers
4. How do you take care of a tent?
  - a. **Goal:** To understand that tents must be cared for to maintain safety and effectiveness.
  - b. **Lesson:** Learn how to care for a tent through living in one and after taking one down.
  - c. **Examples:**
    - i. Proper tent entrance
    - ii. Proper tent movement
    - iii. Tent drying and airing
    - iv. Proper Storage

5. What is a good campsite layout?
  - a. **Goal:** To understand that a campsite is not just a tent. There are other functioning areas of a campsite.
  - b. **Lesson:** To learn what different areas of a campsite are and how they are used.
  - c. **Examples:**
    - i. Tent Location
    - ii. Fire Location
    - iii. Camp Kitchen
    - iv. Wood Cutting Area
6. What are safety practices that you should remember?
  - a. **Goal:** To understand that campsites are not without hazards.
  - b. **Lesson:** Learn some basic campsite safety guidelines.
  - c. **Examples:**
    - i. Fire Hazards
    - ii. Guy-line safety
    - iii. First Aid Location
    - iv. Bulky Equipment
7. How does hygiene play an important role in the outdoors?
  - a. **Goal:** To understand that proper hygiene is important in the outdoors.
  - b. **Lesson:** Learn basic hygiene principles and techniques.
  - c. **Examples:**
    - i. Fragrances: It is best to avoid strong fragrances such as colognes and perfumes
    - ii. Feet: Keep feet clean and dry
    - iii. Teeth: Keep teeth and mouth clean and healthy
    - iv. Skin: Keep your skin clean, hydrated, and protected
8. What are common etiquette practices in the outdoors?
  - a. **Goal:** To understand that basic etiquette principles exist to keep things civil between others.
  - b. **Lesson:** Learn basic principles of interactions with others around a campsite.
  - c. **Examples:**
    - i. Teamwork
      1. The team comes first
    - ii. Cooking & Cleaning
      1. For group meals: one group cooks, the other cleans
    - iii. Light management
      1. When night: use flashlights sparingly and utilize light filters
    - iv. Sound management
      1. Keep sounds to a minimum

## Scripture Ideas

### Isaiah 35:8

- Fox – God provides a way for His children.
- Hawk – The Holy Road will lead God's own happy people to their permanent home.
- Mt Lion – The Holy Road will lead God's own happy people to their permanent home.

### 2 Corinthians 5:7

- Fox – God wants us to grow our faith in Him.
- Hawk – For we cannot clearly see him in this life, wherein we walk by faith only.
- Mt Lion – For we cannot clearly see him in this life, wherein we walk by faith only.

## Activity Ideas

- See the relevant patrol and branch section of the activities
- Or, create your own activity relevant to your troop and region

## Game Ideas

- Check the games section online for game ideas
- Or, create a game that works for your patrol
- A couple of ideas are listed below

## Camping Types



*Figure 1 - Tent Camping*



*Figure 2 - Hammock Camping*



*Figure 3 - Shelter Camping*



*Figure 4 - Car Camping*

## Tents



Figure 5 - Ridge Tent



Figure 6 - Dome Tent



Figure 7 - Instant or Quick-Pitch Tent



Figure 8 - Inflatable Tent



Figure 9 - Tunnel Tent



Figure 10 - Frame Tent



Figure 11 - Teepee



Figure 12 - Trailer Tents / Folding Camper

*All photos from pixabay.com*

*Copyright © 2017 by Trail Life USA. All rights reserved.*