



# Repairs Lesson Plan

*Life Skills Branch*

Lesson Plans are designed to accompany the related Helps documents for each Step. Please refer to the resources in the appropriate Helps document found in the Leader Pages while you prepare your lesson.

The six "F"s are presented in a suggested order, but you are not required to complete them in that order. You may rearrange them as fits your troop's particular needs.

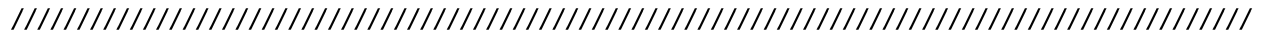
## Necessary Resources



- Something to Repair from Fingers Activity
- Two Jigsaw Puzzles



# FUN



## Jigsaw Puzzle Race

Bring two similar jigsaw puzzles. Split the boys into two teams and see who can piece the puzzle together the fastest. Switch puzzles and repeat.



# FOCUS



## Repairing vs. Maintenance

What is the difference between repairing and maintenance? Maintenance is keeping something in good condition while repairing is fixing something that is broken.

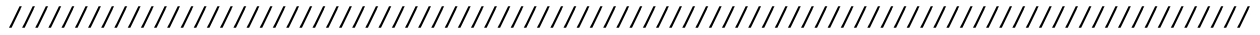


---

## Repairing vs. Replacing

Learn when repairing is better than replacing. Often, repairing something can save us a lot of money, but sometimes it is not worth it. Learn some examples of when repairing would work, and some for when replacing would be better.

# FINGERS

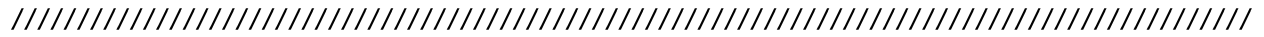


## Repair Something

You can find something to repair with the boys, or you could bring something from this list:

- Torn paper, repair with tape
- Broken board, repair with duct tape
- Broken board, repair with wood glue and clamps
- Fix a broken Lego construction (match picture)
- Sew a button
- Use tape to repair a tent pole, or a tear in fabric (like a backpack)

# FAITH (TRAIL GUIDE THOUGHTS)



## Repairs

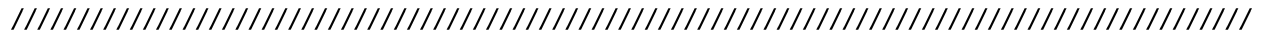
Read I Kings 18:30. God's alter was broken and Elijah fixed it. We do a service to God when we repair God's church. Read Isaiah 58:12. God commanded those people to rebuild.



Pray with the Trailmen.



# FAMILY



## Fix

Go around your home with your family and look for something to repair. Help out with your family's next repair project.



# FOREST BADGE



By actively participating in this meeting, each Trailman earned the Repairs Step on the Life Skills Branch.



\*Note: It is up to the Trail Guide to determine whether or not a Trailman was an active in the meeting. Even if he attended the meeting, you are not required to award him the Step if he did not participate.

