



Fishing

Hobbies Branch – Elective Objective

Purpose

These are a few examples of elective Hobby Objectives with a few questions to answer. The intent of this branch is to explore the activities and hobbies of interest to your Trailmen and to expose them to new hobbies. The specific lesson and questions to answer can vary greatly to what is relevant to your troop. Here are general guidance questions that you may find helpful.

1. What is the history/origin of the hobby?
2. What special skills are needed for the hobby?
3. What equipment is required for the hobby?
4. What resources such as time, money, and materials are needed for the hobby?
5. What separates professionals from amateurs in this hobby?
6. What is the purpose of the hobby? (entertainment, relaxation, competition, etc)

Notes to the Trail Guide




//

1. The goal is not for the boys to be experts at these topics, but to gain an increased knowledge and awareness of the Objective.
2. Make it relative to your patrol.
3. Because the Hobbies branch is a bit unique in that it is nearly entirely elective, you may choose to repeat the same hobbies and build progressively from Fox to Hawk and from Hawk to Mountain Lion, OR you may decide to choose different hobbies for each level that best matches their interests.
4. See the Leaders Guide for more information on Objectives.

//



Skills Progression

	<ol style="list-style-type: none"> 1. Safety Considerations (water, hooks, casting) 2. Learn to bait a hook 3. Use a cane pole or bream buster. 4. Practice casting a push button rod & reeling in.
	<ol style="list-style-type: none"> 1. Explore various live baits and basic artificial lure types 2. Practice casting an open face reel. 3. Learn about fishing licenses and regulations (size and creel limits) 4. Basic fish identification 5. Basic fishing knots
	<ol style="list-style-type: none"> 1. Explore various colors and patterns of lures 2. Practice casting a bait casting reel. 3. Practice various casting techniques (flip, pitch, overhand, side, low) 4. Retrieval techniques 5. Species Identification 6. Multiple fishing knots (improved clinch, bloodknot, palomar, surgeons loop, etc)

Helps

- I. What is the history/origin of the hobby?
 - a. **Goal:** To learn about some history of fishing as a hobby.
 - b. **Lesson:** Many hobbies originated from work or skills necessary for survival. The gear and methods have advanced over time.
 - c. **Examples:**
 - i. At least 7 of the 12 disciples were fishermen.
 - ii. Early methods of spear and net fishing.
 - iii. First fishing hooks and lines made of bone and hide.
 - iv. Moses instructed the Israelites to only eat fish with scales and fins.

2. What special skills are needed for the hobby?
 - a. **Goal:** To learn about various practices of fishing and the skills associated.
 - b. **Lesson:** There are 5 basic methods of fishing (handfishing, angling, spearfishing, netting, & trapping).
 - c. **Examples**
 - i. Handfishing - noodling
 - ii. Angling - casting, trolling, droplining, trotlining, fly fishing, kite fishing
 - iii. Spearfishing - diving, bowfishing, gigging
 - iv. Netting - cast net, sein, gill, drift, trawl
 - v. Trapping - dam fishing, weirs, fish traps

3. What equipment is required for the hobby?
 - a. **Goal:** To gain exposure to the basic types of fishing gear.
 - b. **Lesson:** There are many different types and styles of fishing gear that vary based on the method of fishing and type of fish targeted.
 - c. **Examples:** (focusing on Angling methods)
 - i. Hooks - J, circle, octopus, weedless, various sizes
 - ii. Line - monofilament, braided, various test strengths
 - iii. Poles & Reels - baitcaster, fly, spinning, push button, cane pole,
 - iv. Baits & Lures - live bait, cut bait, flies, spoons, hard & soft plastics, jigs, spinners
 - v. Other - sinker weights, swivels, bottom rigs, leaders



4. What resources such as time, money, and materials are needed for the hobby?
 - a. **Goal:** To understand the costs associated with fishing.
 - b. **Lesson:** Fishing is a hobby that can be done very inexpensively but certain types of fishing can be quite costly. Investment of practice time and money can help one become a more successful fisherman.
 - c. **Examples:**
 - i. Time – Learning & practicing techniques, scouting good fishing spots, taking care of equipment
 - ii. Patience – waiting for fish to bite, best weather conditions
 - iii. Money – Equipment, licenses, bait

5. What separates professionals from amateurs in this hobby?
 - a. **Goal:** To learn about professional fishermen and what makes them successful.
 - b. **Lesson:** Professional fishermen get paid to fish.
 - c. **Examples:**
 - i. Professional Sport Fishermen
 - ii. Guides
 - iii. Commercial Fishermen
 - iv. TV & Entertainment

6. What is the purpose of the hobby??
 - a. **Goal:** To understand that people fish as a hobby for different reasons.
 - b. **Lesson:** Fishing as a hobby can be for competition, relaxation, and entertainment.

Activity Ideas

- Practice casting using different fishing poles with a casting plug or just a small weight without a hook.
- Practice tying fishing knots, first with rope and a large scale “hook” (anything with a hoop or eye), then with actual line and a hook.
- Dig and collect worms for bait
- Go Fishing!

Game Ideas

- Fish ID flash cards or matching game
- Cast into hula hoops at different distances for varying points or prizes
- Host a Trailman Fishing Tournament

Scripture

Matthew 4:18-19

- Fox – We should follow Jesus and encourage others to also.
- Hawk – God will use our talents to bring others to Him.
- Mt Lion – God calls us to go and make disciples.

Luke 5:4-6

- Fox – Trust in the Lord.
- Hawk – God makes the impossible possible.
- Mt Lion – Following Jesus sometimes includes obeying even when we think it may not work.

Copyright © 2017 by Trail Life USA. All rights reserved.