



Beginning Collections

Hobbies Branch – Elective Objective

Purpose

These are a few examples of elective Hobby Objectives with a few questions to answer. The intent of this branch is to explore the activities and hobbies of interest to your Trailmen and to expose them to new hobbies. The specific lesson and questions to answer can vary greatly to what is relevant to your troop. Here are general guidance questions that you may find helpful.

1. What is the history/origin of the hobby?
2. What special skills are needed for the hobby?
3. What equipment is required for the hobby?
4. What resources such as time, money, and materials are needed for the hobby?
5. What separates professionals from amateurs in this hobby?
6. What is the purpose of the hobby? (entertainment, relaxation, competition, etc)




Notes to the Trail Guide

//

1. The goal is not for the boys to be experts at these topics, but to gain an increased knowledge and awareness of the Objective.
2. Make it relative to your patrol.
3. Because the Hobbies branch is a bit unique in that it is nearly entirely elective, you may choose to repeat the same hobbies and build progressively from Fox to Hawk and from Hawk to Mountain Lion, OR you may decide to choose different hobbies for each level that best matches their interests.
4. See the Leaders Guide for more information on Objectives.

//

Skills Progression

	<ol style="list-style-type: none">1. Select something you like and is easy to collect/ Look for the best samples to collect2. Get a container to put your collection in3. Put it in a safe place
	<ol style="list-style-type: none">1. Select something you like and is easy to collect/ Pick the best samples for your collection2. Find container and safe place to keep it3. Keep journal of when and where found4. Learn and write a few sentences about the items you find
	<ol style="list-style-type: none">1. Select something you like and is easy to collect/ Pick the best samples for your collection2. Find container and safe place to keep it3. Keep journal of when and where found4. Read about what you are collecting/ Start a notebook with its history/ write about each item collected

Helps

- I. What is the history/origin of the hobby?
 - a. **Goal:** To learn about the history of Collections
 - b. **Lesson:** Collections are one of the oldest and most popular hobbies.
 - c. **Examples:**

From the mid 1800's to the early 1900's Collecting became a hobby of the common man. The father of Collections in America is William Buell Sprague. He started with a number of George Washington autographs and ended up with a collection of over 10,000 signatures in his lifetime!

2. What special skills are needed for the hobby?
 - a. **Goal:** To learn that there are very few special skills needed for Beginning Collections.
 - b. **Lesson:** As a collector you will become more aware of the majesty of God's world and the things in it.
 - c. **Examples**
 - i. Observing nature and the world around us
 - ii. Gain knowledge about items collected (researching)
 - iii. Awareness of God's creation
 - iv. Learn organizational skills
 - v. Protecting/Preserving Collectables

3. What equipment is required for the hobby?
 - a. **Goal:** To learn about the equipment required for Beginning Collections
 - b. **Lesson:** There are very few tools required for this hobby and it is dependent on which one you choose.
 - c. **Examples:**
 - i. Good magnifying glass
 - ii. Special place to put collection
 - iii. Guide book on subject (borrow from library)

4. What resources such as time, money, and materials are needed for the hobby?
 - a. **Goal:** To understand the costs and materials associated with Beginning Collections.
 - b. **Lesson:** The resources you use are minimal compared to the fun and knowledge you will gain.

- c. **Examples:**
- i. Time – Looking for that special thing you want to add to your collection!
 - ii. Money – Sometimes you may find something for sale (shell, coin) that you want
 - iii. Patience – Taking your time and learning about the things you are collecting.
 - iv. Materials Needed:
 1. Egg cartons – shells, rocks, golf balls
 2. Apple cartons – baseballs, large rocks
 3. Jar – coins, marbles, bugs, fishing lures, golf pencils
 4. Flower press – leaves, flowers
 5. Binder – baseball cards, post cards, stamps

5. What separates professionals from amateurs in this hobby?

- a. **Goal:** To learn about professional collectors
- b. **Lesson:** Professional collectors are paid for selling pieces of or their entire collections. They are people who have turned their hobby into a business.
- c. **Examples:**
 - i. Baseball Cards before 1969
 - ii. Older Maps
 - iii. Books – An autographed copy of C.S Lewis' book, The Lion, the Witch and the Wardrobe, just sold for \$47,000!

6. What is the purpose of the hobby?

- a. **Goal:** To understand that people collect things for different reasons.
- b. **Lesson:** Collections as a hobby can be for fun, learning, or competition.
- c. **Examples:**
 - i. Things we can learn from Collections:
 1. Builds organizational skills
 2. Makes you a more interesting person
 3. Learn more about God's word
 4. Could lead to a job someday (collect pocket knives of 20th century)
 5. Builds skills of bartering and trading



Activity Ideas

- Have Trailmen display their collections at a Court of Honor.
- If you know someone with an interesting collection, invite them to your class .
- Visit a local coin shop

Game Ideas

Scripture

Colossians 3:23

- Fox – It is important to do your best!
- Hawk – All that we do, we do for the Lord. He is worthy of our best.
- Mt Lion – We do not do things to be praised by others. We do our best to glorify God.

Copyright © 2017 by Trail Life USA. All rights reserved.

